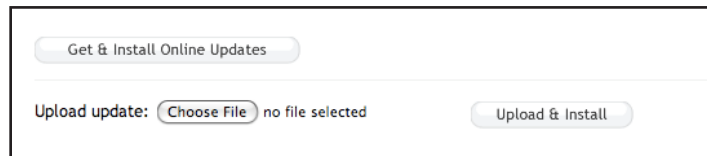


# Online Update Procedure

This update is for METIVision users whose console is connected to the Internet and have version 14 installed.

1. Connect a computer to an available camera port on the METIVision console.
2. Perform steps 1 to 4 on the METIVision Setup map.
3. Log in to the METIVision Setup screen by entering the address `http://1.1.1.1/console/` into the address bar of your web browser.
4. Locate the Update field on the METIVision Setup screen.
5. Click on the **Get and Install Online Updates** button.



The text “Update in progress...” shows below, indicating the update is active.

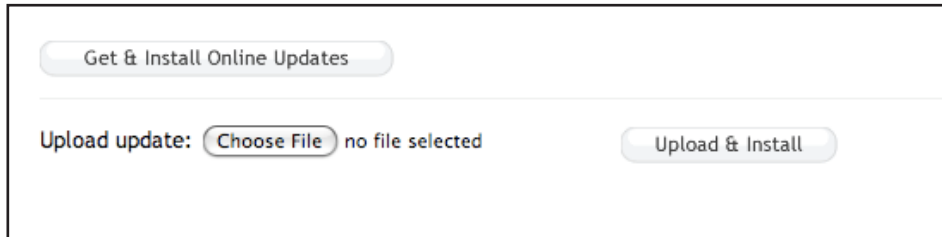


6. Exit from the METIVision Setup screen by closing the web browser. The update process takes approximately five to 10 minutes depending on the Internet connection speed.
7. To confirm the update is complete, click on the About box on the METIVision sign-on page. The current METIVision version is displayed.

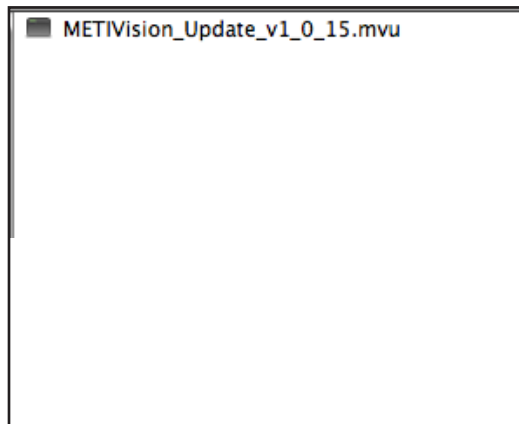
# Downloadable Update Procedure

This update is for METIVision users running version 14 or higher.

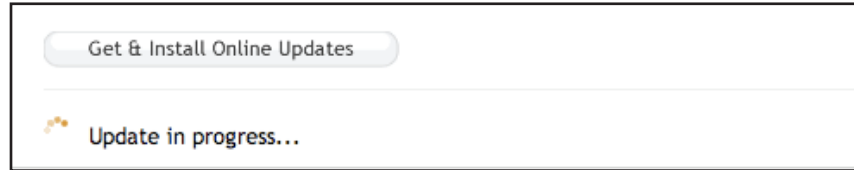
1. Connect a computer to an available camera port on the METIVision console.
2. Perform steps 1 to 4 on the METIVision Setup map.
3. Log in to the METIVision Setup screen by entering the address <http://1.1.1.1/console/> into the address bar of your web browser.
4. Locate the Update header on the Setup page.
5. Click on the **Choose File** button.



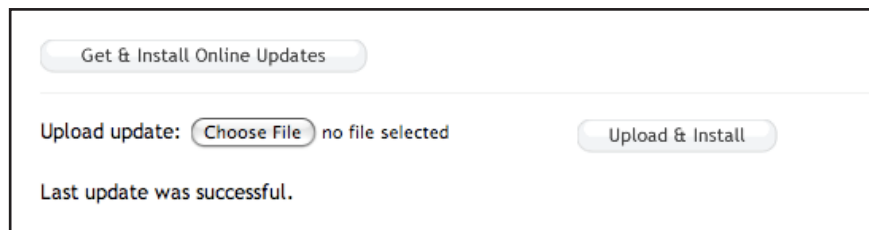
6. Select the METIVision Update File and select **Choose**.



The text “Update in progress...” shows on the screen, indicating the update is active. This process takes approximately five to 10 minutes.



Once the update is finished, the message “Last Update was Successful” is displayed.



7. Exit from the METIVision Setup screen by closing the web browser.
8. To confirm the update is complete, click on the **About** box on the METIVision Login screen. The current METIVision version is displayed.